

**NEW 6.2 V8 DIESEL**  
**GMC JIMMY**



**QUALITY BUILT FOR VALUE**



# JIMMY LOOKS GREAT OUTSIDE .



4-WD Sierra with available equipment.



2-WD Sierra with available equipment.

And looks even greater inside for '82 . . . and it's available with a new diesel engine.

## **New 6.2 Liter V8 Diesel Available For 4-WD Jimmys.**

This new diesel engine is teamed with an available new 4-speed automatic overdrive transmission. The new automatic transmission is also available with selected gasoline engines on 2-WD and 4-WD models.

### **6.2 Is a New-Designed Truck Diesel!**

Designed for trucks to provide truck toughness and low-maintenance interval requirements.

### **6.2 Is a Tough Workin' Diesel Engine!**

With a 90°V8 stiff, tough block for workin' trucks.

### **6.2 Diesel Has a Big 6.2 Liter Displacement!**

It provides maximum torque at a low 2000 RPM.

### **6.2 Diesel Is Available In 50 States**

It is designed for effective emissions control. No catalytic converter is required.

**Maximum GVWR 6,100 Lbs**

That's in 1500 Series 4-wheel-drive models.

**Maximum Trailering Capacity 6,330 Lbs!**

For properly equipped 1500 Series 4-WD Jimmy models.

**5,000-Mile Oil and Filter Change Interval**

This is recommended under normal operating conditions. See the Truck Owners Manual for conditions which require more frequent change intervals.

**New Available Equipment** includes new two-tone paint combination colors, new permanent magnet motors for available power windows, single rectangular halogen headlamps now available with Sierra trim, automatic speed control available with both manual and automatic transmissions, and new AM/FM/CB stereo radio with antenna.

**4-WD JIMMY**—Smooth on the highway, tough in the rough. Load up with equipment and head out where the real outdoors begins. Jimmy's equipped with automatic locking front hubs that freewheel for highway cruising but permit you to shift into 4-wheel drive while traveling less than 25 MPH and return to 2-wheel drive without leaving the driver's seat. See Page 4 for new available diesel equipment.

**2-WD JIMMY**—If you don't need 4-wheel drive, this is a sensible solution to your transportation needs. Carries up to five passengers with available rear seat, packs an impressive payload, and looks so good you'll be proud to take it anywhere. Standard Black or White hardtop is removable.



# .. BUILT FOR VALUE



## JIMMY'S TOUGH

'82 Jimmy is packed with tough construction features. Like: **Double-Walled Construction** of hood, cowl, front fenders, doors, rear side panels, and tailgate.

**Girder-Beam Independent Front Suspension** on 2-WD models. On 4-WD, the front suspension includes leaf springs, shock absorbers, and stabilizer bar. A **Front Quad Shock Package** is available for 4-WD.

**New Transmission Lineup For '82** provides a new available 4-speed automatic overdrive transmission nationwide for all Jimmys. Standard transmissions are a 3-speed automatic for 2-wheel drive and a 4-speed manual transmission for 4-wheel drive. Standard transmissions are not available in California.

**Hydraulic Power Brake System**, computer-matched to GVWR, includes front disc brakes with audible wear sensor and finned rear drum brakes.

**Rear Suspension** features two-stage, multileaf springs that provide a soft ride with a light load and progressively firm support to capacity load. Counter-angled shock absorbers help control brake and power hop. Salisbury-type axle is standard. See specifications on Back Cover for available axle ratios.

**Standard Electrical System** features a maintenance-free Delco Freedom battery, 37-amp Delcotron generator, and electronic High Energy Ignition system.

**Rugged Drop-Center Frame design** permits low body mounting—on 4-WD models it provides an entry height of 22.2" with a 7" ground clearance.

**Fuel Tanks**—Standard tank for all models is 25-gallon. A 31-gallon tank is available.

## EXTENSIVE ANTI-CORROSION MEASURES

include the use of **Special Rust-Resistant Steels** (zinc-primed steel, zinc-iron alloy coated steel, two-side-galvanized steel, zinc-plated steel) in the construction of the cowl, floor, side body panels, rear wheelhousings, radiator support panel, and other sheet metal parts. **Electrically Charged Elpo Dip Primer** thoroughly coats hard-to-reach inner and outer surfaces. **Special Sealers Are Important**—front-wheelhouse-to-frame seals, butyl rubber weather stripping around doors and windows, sealing compounds at various joints, aluminum wax preservative applied to vulnerable inner areas. **Tough Acrylic Enamel** finish paint is sprayed on.

## A WORD ABOUT THIS CATALOG

We have tried to make this catalog as comprehensive and factual as possible and we hope you find it helpful. However, since the time of printing, some of the information you'll find here may have been updated. Also, some of the equipment shown or described throughout this catalog are available as factory-installed options, as dealer accessories, and as specialized equipment from various independent suppliers at extra cost. Your dealer has details and, before ordering, you should ask him to bring you up to date.

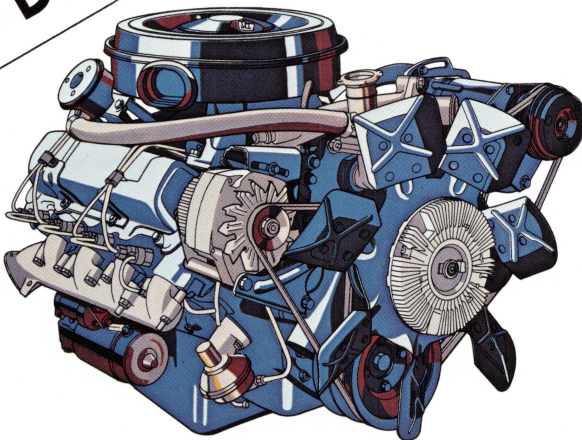
**Available Heavy-Duty Equipment** ☐ Cold Climate Package ☐ Heavy-duty front/rear shock absorbers ☐ Front stabilizer bar for 2-wheel drive ☐ 63-amp Delcotron generator ☐ 31-gallon fuel tank ☐ Fuel tank stone shield ☐ Heavy-duty battery ☐ Deadweight trailer hitch ☐ Platform hitch ☐ Heavy-duty radiator ☐ Heavy-duty transmission oil cooler ☐ Front tow hooks ☐ Front Quad Shocks for 4-WD and ☐ Heavy-duty Trailering Special equipment. If you don't see what you want here, ask your GMC dealer.



4-WD Sierra Classic Jimmy with available equipment



# NEW 6.2 LITER V8 DIESEL POWER



## NEW DIESEL EFFICIENCY AVAILABLE FOR 4-WD JIMMY

Now you may order '82 4-wheel-drive Jimmy with the available new 6.2 Liter V8 diesel engine. The engine is teamed with an available new 4-speed automatic overdrive transmission. The required diesel equipment option includes: two heavy-duty Freedom batteries, 63-amp Delcotron generator, hydraulic power brakes, heavy-duty radiator, engine oil cooler, dual exhaust system, heavy-duty front springs, special sound insulation package, warning lights, glow plugs, Water-In-Fuel and Low Coolant, 6.2 LITRE DIESEL hood emblem, and fender and tailgate identification nameplates.

## ANTI-WATER MEASURES FACTORY INSTALLED!

A safeguard system is installed to help provide protection against water in fuel.

1. Fuel tank filter with instrument panel warning system light.
2. A fuel siphoning tube is provided to remove water from the tank.

## GLOW PLUG STARTING!

Each cylinder has an electric glow plug to preheat the combustion chamber for cold starting. An engine block heater is included for temperatures colder than 0°F.

## IN-LINE SIX OR V8 GASOLINE ENGINES

The standard engine for Jimmy is the 4.1 Liter in-line six with a staged, 2-bbl. carburetor. For California, a 5.0 Liter,

4-bbl. V8 for 2-WD models and a 5.7 Liter, 4-bbl. V8 for 4-WD Jimmys are available. Both V8 engines are available with new automatic 4-speed overdrive transmissions.

A 5.0 Liter, 4-bbl. V8 with Electronic Spark Control is available (except California). The engine features a 9.2 to 1 compression ratio and operates on low-octane, unleaded fuel.

## ENGINES


	ALL STATES EXCEPT CALIFORNIA		CALIFORNIA ONLY		50 STATES
Displacement, Liter	4.1 L6*	5.0 V8* W/ESC	5.0 V8†*	5.7 V8**	6.2 V8 Diesel**
Engine Ordering Code	LE3	LE9	LF3	LS9	LH6
Bore & Stroke, In.	3.87×3.53	3.74×3.48	3.74×3.48	4.0×3.8	3.98×3.80
Compression Ratio	8.3:1	9.2:1	8.6:1	8.2:1	21.5:1
SAE Net HP @ RPM	120 @ 3600	165 @ 4400	155 @ 4000	165 @ 3800	130 @ 3600
SAE Net Torque Lbs./Ft. @ RPM	200 @ 2000	240 @ 2000	245 @ 1600	275 @ 1600	240 @ 2000

\*4-WD models only  
†2-WD models only

\*\*Produced by GM, Chevrolet Motor Division  
ESC=Electronic Spark Control

## A WORD ABOUT ENGINES

Some GMC Light Duty Trucks are equipped with engines produced by other GM divisions, subsidiaries, or affiliated companies worldwide. See your GMC Truck dealer for details.



## AVAILABLE CONVENIENCE ACCESSORIES

☐ Air conditioning ☐ Automatic speed control ☐ Gages: voltmeter, temperature, oil ☐ Power steering for 2-wheel drive ☐ Cigarette lighter ☐ Comfortilt steering wheel ☐ Quartz electric clock ☐ Intermittent windshield wipers ☐ Power door locks ☐ Power windows ☐ Electric tailgate window ☐ Delco radios: AM, AM/FM, AM/FM stereo, AM/FM stereo with 8-track or cassette, AM/FM/CB stereo with antenna, rear auxiliary speaker.

## A WORD ABOUT ASSEMBLY, COMPONENTS AND OPTIONAL EQUIPMENT IN THESE GMC PRODUCTS

The GMC Jimmys described in this brochure are assembled at facilities of General Motors Corporation operated by Chevrolet Motor Division. These vehicles incorporate thousands of different components produced by various divisions of General Motors and by various suppliers to General Motors. From time to time during the manufacturing process, it may be necessary, in order to meet public demand for particular vehicles or equipment, or to meet federally mandated emissions, safety and fuel economy requirements, or for other reasons, to produce GMC products with different components or differently sourced components than initially scheduled. All such components have been approved for use in GMC products and will provide the quality performance associated with the GMC name.

With respect to extra-cost optional equipment, make certain you specify the type of equipment you desire on your vehicle when ordering it from your dealer. Some options may be unavailable when your truck is built. Your dealer receives advice regarding current availability of options. You may ask the dealer for this information. GM also requests the dealer to advise you if an option you ordered is unavailable. We suggest that you verify that your truck includes the optional equipment you ordered, or if there are changes that they are acceptable to you. The GMC Jimmys described in this brochure are also available from Chevrolet dealers under the name Chevy Blazer.



# FEELS GREAT INSIDE!



Available Sierra Classic interior. Folding rear bench seat (inset) is available with Sierra or Sierra Classic trim.

## SIERRA CLASSIC, OUR TOP TRIM

This available trim provides the niceties of high-back front bucket seats with center stowage console, custom steering wheel, deluxe instrument panel with gage instrumentation, Mystic-colored headliner, visor mirror, front floor carpeting and extra insulation, cigarette lighter, and lighted ashtray.

Sierra Classic offers a choice of houndstooth pattern custom cloth seat trim in Light Gray, new Medium Almond, or Carmine; or custom leather-grained vinyl in Light Gray, Blue, Carmine, or Medium Almond. Doors have full trim panels that include integral padded armrests, closing straps, large stowage pockets, and carpet trim on the lower portion. Exterior Sierra Classic includes a deluxe grille with dual rectangular headlamps, bright body side and rear moldings, bright wheel-opening moldings, bright tailgate applique, dual horns, and fender and hood insulation.

## STANDARD SIERRA TRIM

Standard Sierra interior provides foam-padded high-back bucket seats in new dual-tone, leather-grained vinyl. When available custom leather-grained vinyl is selected, a center console and color-keyed floor carpeting are included. Both seat trims come in Blue or new Medium Almond color. Color-keyed features include the instrument panel pad, plastic door trim panels with integral armrests, and sun visors. Front and rear compartments have matching black floor covering. Exterior items include chromed front and rear bumpers . . . now standard for '82.

**Available Appearance Equipment** ☐ Deluxe front appearance ☐ Deluxe front/rear bumpers ☐ Chromed front bumper guards ☐ Deep-tinted glass ☐ Sliding rear side windows ☐ Halogen headlamps ☐ Interior headliner and moldings ☐ Painted or stainless steel below-eyeline mirrors ☐ Custom molding package ☐ Custom deluxe molding package ☐ Wheels: aluminum, styled, Rally ☐ Bright metal wheel covers.



## TECHNICAL INFORMATION

SERIES		C-1500 (2-WD)	K-1500 (4-WD)		
PAYLOAD RANGE, LBS		1,810	1,430		
GVW RATING, LBS		6,000	6,100		
FRONT SUSPENSION	Type Capacity, Lbs	Independent Coil Springs 3,250	Hypoid Driving Axle, Leaf Springs 3,600		
FRONT SPRINGS, Rated at Ground Ea., Lbs.	Std. Avail.	1,625 —	1,650 1,850†, 2,250		
SHOCK ABSORBERS	Std. Avail.	25-mm Diameter 32-mm Diameter	25-mm Diameter 32-mm Diameter** Front Quad Shocks		
FRONT STABILIZER BAR	Std. Avail.	— 1.06" Diameter	1.25" Diameter —		
REAR SUSPENSION	Axle Type Axle Capacity, Lbs	SEMIFLOATING, TWO-STAGE MULTILEAF SPRINGS 3,750			
REAR AXLE RATIO/WITH ENGINE		STANDARD	AVAILABLE	STANDARD	AVAILABLE
4.1 Liter L6*		3.08	3.42	3.42	3.73
5.0 Liter V8 4-Bbl. W/ESC*		2.73	3.08, 3.73\$	2.73	3.08, 3.73\$
5.0 Liter V8 4-Bbl.#		3.08	—	—	—
5.7 Liter V8 4-Bbl.#		—	—	2.73	3.08
6.2 Liter V8 Diesel		—	—	3.08	3.42, 3.73\$
REAR SPRINGS, Capacity, Ea. Lbs		1,875		1,875	
BRAKES, SERVICE (Front Disc, Rear Drum)		Hydraulic Power (Front Disc, Rear Drum)			
ENGINES, LITER	Std. Gasoline Avail. Diesel	(LE3) 4.1 L6* —		(LE3) 4.1 L6* (LH6) 6.2 V8	
	Avail. Gasoline	(LE9) 5.0 V8 4-Bbl./ESC* (LF3) 5.0 V8 4-Bbl.#		(LE9) 5.0 V8 4-Bbl./ESC* (LS9) 5.7 V8 4-Bbl.#	
STEERING	Std. Avail.	Manual Power		Power —	
TRANSMISSION	Std. Avail.	3-Speed Automatic* 4-Speed Automatic ODc		4-Speed Manual + * 4-Speed Automatic OD†	
TIRES, RADIAL	Std. Avail.	P215/75R-15 P235/75R-15		P215/75R-15 P235/75R-15, 10R-15B	
BREAK-OVER	—	22°		22°	
RAMP ANGLE	Front Rear	24° 22°		35° 26°	

\*Not available in California

\$Available w/Z82 Trailing Special Equipment only

†Not available with LS9 or LH6 engines

‡Not available with LE3 engine

#California only

\*\*Available w/F60 HD springs only

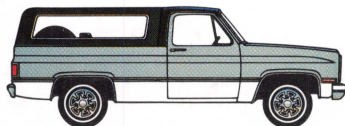
†Required with diesel engine

### PAINT SCHEMES

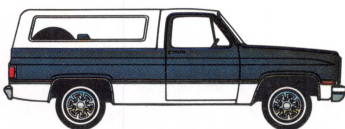
**Standard Paint Scheme** offers a choice of 10 solid colors, six of which are new: Lt. Slate M; Lt. Blue M; Dark Blue; Lt. Tan; Lt. Bronze M; Dark Bronze M. Carryover colors are: White, Black, Yellow, and Carmine.

**Available ZY3 Special Two-Tone** scheme includes body side and rear moldings, bright wheel-opening moldings and bright lamp trim. Secondary color is applied below the moldings.

**Available ZY5 Exterior Decor** package comes in three two-tone combinations with White top, one two-tone combination with Black top, one two-tone combination with Dark Blue top, and two tone combination with Light Slate Metallic top. Package includes body side and rear moldings, dual-tone decal tape striping, bright stand-up hood emblem, bright cab back belt line molding, bright wheel-opening moldings. Secondary color is placed between the striping and the moldings.



Available Two-Tone Paint



Available Two-Tone Paint



Available Exterior Decor Package

### DIMENSIONS

	2-WHEEL DRIVE	4-WHEEL DRIVE
Wheelbase	106.5	
Front Overhang	33.8	
Rear Overhang	45.3	
Front Tread	64.3	66.1
Rear Tread	63.0	63.0
Ground Clearance	6.8	7.0
Height	70.6	73.8
Overall Length	185.6	
Overall Width	79.6	
Box Length - Floor	77.0	
Box Length - Upper	65.5	
Box Width - Floor	72.0	
— Tailgate Opening	65.0	
— Between Wheel Housings	50.0	
Box Depth	19.5	

**REMOVABLE HARDTOP** is painted with Black, White, Dark Blue, Lt. Tan, Lt. Slate and Dark Bronze, textured vinyl paint, and the cab roof is painted to match.

### NO OFF SEASON FOR GMC JIMMY!

Ask about new Trailing Special equipment and other special equipment.

The right is reserved to make changes at any time without notice, in prices, colors, materials, equipment, specifications and models. Check with your GMC dealer for complete information.



# GMC TRUCKS

GMC TRUCK & COACH DIVISION

GENERAL MOTORS CORPORATION  
PONTIAC, MICHIGAN 48053